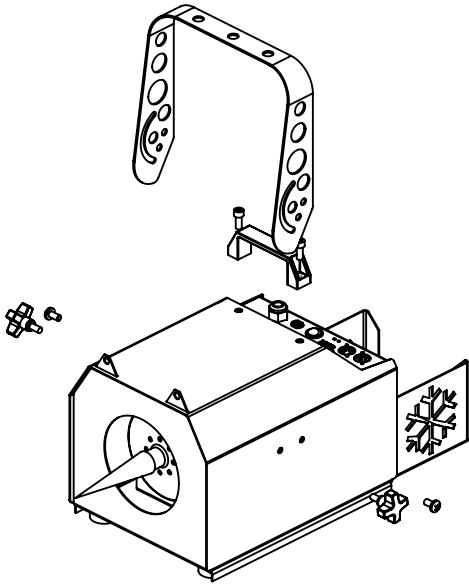
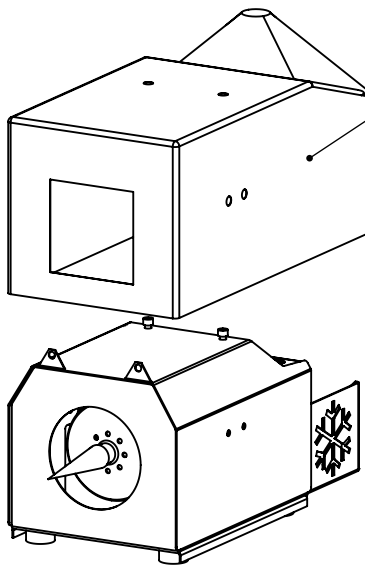


**T-1100  
WEATHER COVER INSTRUCTIONS:**

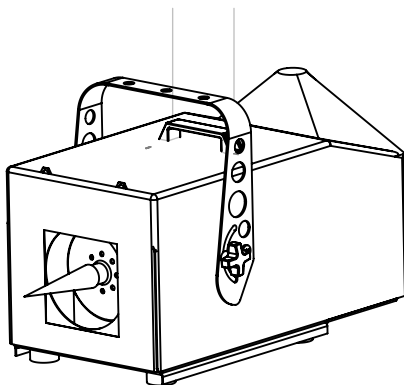


**Step 1: Remove hanger bolts and bracket.  
As well as carrying handle and bolts as shown.**



**weather cover**

**Step 2: Slide cover over machine with square  
nozzle hole toward front. Line up with corner  
of machine, punch hanger bolt and handle holes.**



**Step 3: Fasten all bolts back securely as shown.**